

HEINE QUALITY
MADE IN GERMANY


HEINE® NC2 Dermatoscope

The all-round dermatoscope

NEW!

LED HQ

LED NOW IN HEINE QUALITY.



I would highly recommend this instrument to any GP. It allows me to narrow down the diagnosis of uncertain findings on the skin, like plantar warts, intradermal or subcutaneous foreign objects such as splinters of wood and glass, and scabies mites. I use it all the time.

Dr. med. Timm Wiecken, specialist in general and emergency medicine, Herrsching, Germany



The new HEINE NC 2 is a conventional dermatoscope with a scale and 10x magnification. Simply remove the contact plate – and the NC 2 transforms into a non-contact dermatoscope with 6x magnification.

✓ **Clear, reflection-free and highly detailed image**

The correct distance from the object is set automatically when the contact plate is used (10x magnification); integrated scale for realistic size approximation.

✓ **Efficient examination with a large field of view**

6x magnification without the magnetically held contact plate.

✓ **Especially large overview field**

HEINE precision optics with 27 mm diameter for unmatched sharpness, high-resolution images.

✓ **True colour rendering**

LED in HQ – twice as bright as the predecessor model NC 1. Completely homogeneous, bright light with true colour rendering for a precise diagnosis.

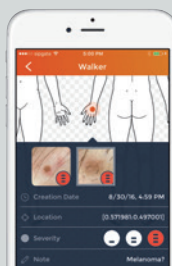


✓ **Easy photo documentation**

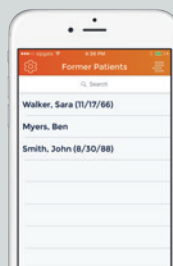
Fast and simple to operate with the accessories for Apple® iPhone® from Version 5* and the NC2 app – even in non-contact mode.

✓ **NC2 app**

Fast, simple monitoring and documentation. Up to 30x digital magnification / up to 12 MP resolution.** Integrated patient management function, e-mail function, assignment of image information and patient details on a bodymap.



Assignment of images on a bodymap




Selection of existing patients

✓ **Always ready to use**

Polarised illumination for immediate examination without the use of immersion fluids.

Two techniques are available for reducing skin reflection:

1. Direct incident light illumination with immersion fluids (such as special oil): fluid is applied between contact plate and skin.
2. Polarisation technique: Special polarised illumination makes it possible to view skin layers even without immersion fluids.



With contact plate



Without contact plate



With mobile phone case for iPhone

Ordering information:

NC2 Dermatoscope Sets

NC2 Dermatoscope (incl. USB handle), contact plate with scale, USB cord with E4-USB medical approved plug-in power supply, carry bag

Please order mobile phone case separately, see accessories

D-841.78.120

See above, but without contact plate

D-842.78.120

Accessories

Mobile phone case NC 2/7 for Apple iPhone 7

D-000.78.127

Mobile phone case NC 2/6 for Apple iPhone 6/6s

D-000.78.126

Mobile phone case NC 2/5 for Apple iPhone 5/5s/SE

D-000.78.125

iPod case NC 2/T6 for Apple iPod touch 6. Generation

D-000.78.124

Due to local regulations, some products may not be available in your country. For additional product configurations and further HEINE Quality Products please visit www.heine.com

* The Apple iPhone 7, 6/6s, 5/5s, SE or iPod touch 6th generation is not included in the scope of delivery. iPhone and iPod are trademarks of Apple Inc., registered in the U.S. and other countries.

** with iPhone 6s, SE and 7

