



The brightest ideas in lighting

Medical lighting catalog

burton®



The brightest



ideas in lighting



Content

04 Introduction

06 The right light

10 Examination lights

12 Nova Exam LED

14 AIM LED

16 AIM-50

18 Super Exam 50 LED

19 Super Exam 50

20 Super Bright Spot

21 Gleamer

22 Outpatient LED

24 Outpatient II

25 CoolSpot II

26 Outpatient II / CoolSpot II
combination models

28 Surgical lights

30 AIM-100

32 AIM-200 OR

34 APEX

36 XenaLux

38 Magnifiers

40 UV Light

42 Wave LED

43 Epic Magnifier

44 Task lights

46 Carelite LED

48 Light accessories

48 Bulb matrix

49 Lighting solutions guide

Visual acuity is basic for all aspe

It is no wonder that when healthcare professionals make the decision to upgrade to new lights, their overwhelming choice is Burton.

Our mission is to enhance your vision, your comfort and your performance in all exams and surgeries.

For more than 80 years, healthcare professionals have chosen Burton lights for value, reliability and quality. Compare, and see for yourself the noticeably brighter lights with no increase in heat, designed and manufactured by Burton. This catalog shows general descriptions and features of our surgical, magnifier,

Our mission is to enhance your vision, your comfort and your performance in all examinations and surgeries.

and examination lights. We look forward to providing you with further information, specifications, pricing or product demonstrations.

Burton is a medical device manufacturer engaged in the business of designing, manufacturing and distributing high-quality examination, and surgery lighting equipment. Since its inception in 1928, Burton has been known for superior quality, exceptional value, and long-lasting solutions to complex lighting issues facing physicians, surgeons and veterinarians throughout the world. Burton has over 250,000 lights installed in the United States alone and continues to grow based on its quality, reliability, and extraordinary five-year warranty. Burton is part of Lighting and is located in Addison Franklin Park, Illinois, just west of Chicago.

Meeting & Exceeding Standards

Burton is an ISO 13485 certified medical device manufacturing facility. Meeting these stringent requirements mean we believe safety and quality are non-negotiable. Burton is also ISO 9001 certified and Burton products meet local and international safety standards.

cts of examination and surgery.

As an FDA-registered facility, Burton manufactures products to meet all FDA requirements, and UL safety and CE international certification standards.

Burton products are distributed worldwide through a network of company and independent sales representatives. In the U.S., Burton is a highly-recognized brand offered by the premier medical product distribution companies.



Our industry leading five-year warranty

Burton proudly stands behind the reliability of its lighting products, and backs its lights with an industry-leading five-year warranty.* With this warranty, your purchase is backed against mechanical defect for five full years. Compare Burton's five-year warranty to the competition. You'll find it's just one more reason why Burton is the right light. The Burton warranty can be viewed on our website at: burtonmedical.com

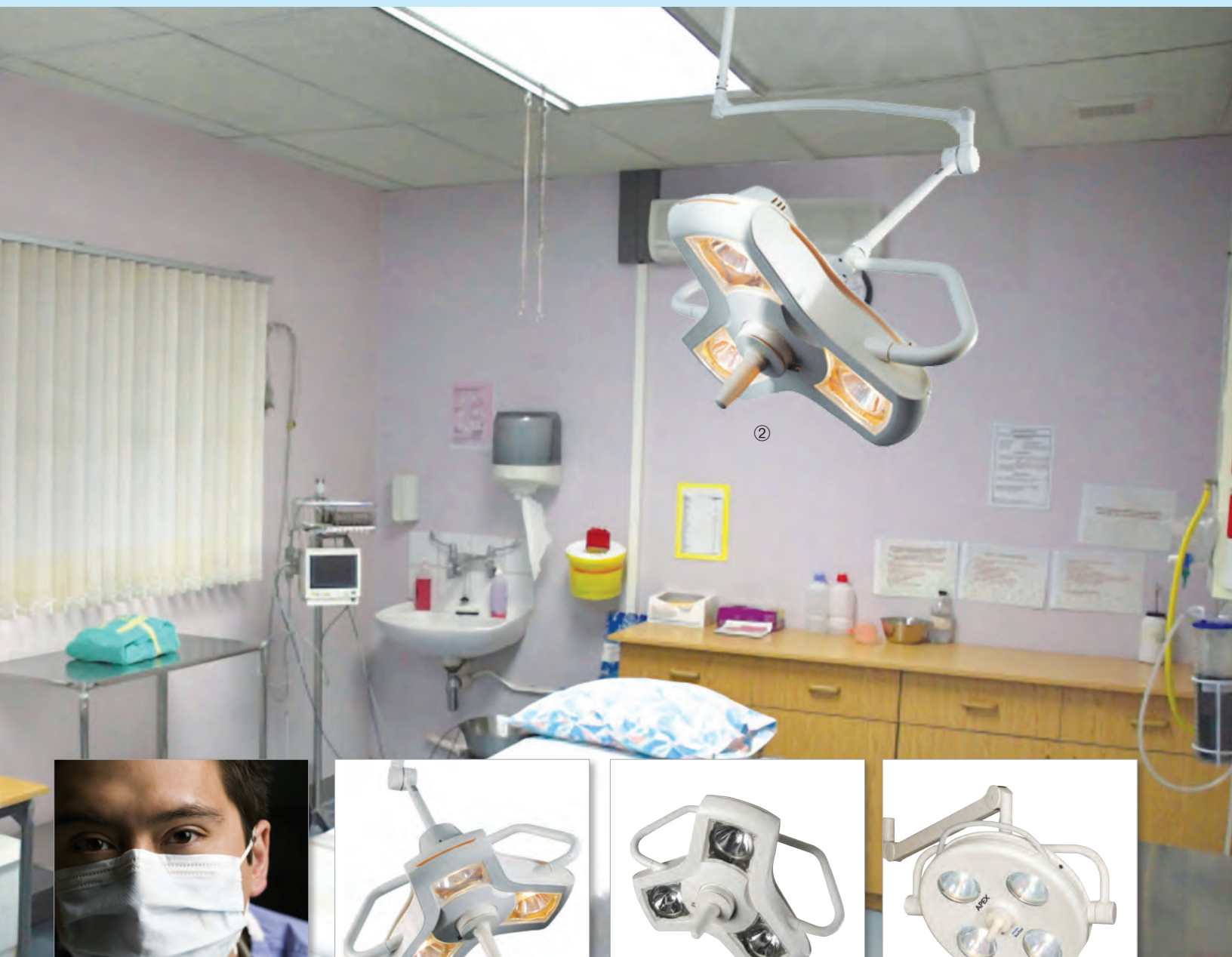
* Excludes Wave LED, Epic Magnifer, and XenaLux



The right light

Whatever your specialty or application, Burton has a light that is ideally suited to your needs. For our complete lighting solutions guide, see page 53.


Ambulatory Surgery Centers (ASC) ① AIM-200 OR ② AIM-100 ③ APEX





Emergency Department (ED)

① Super Exam 50 ② AIM-50 ③ Outpatient LED



Primary Care & Examination

④ Super Bright Spot ⑤ Super Exam 50 LED ⑥ AIM LED ⑦ Nova Exam LED ⑧ Gleamer ⑨ Outpatient LED

Operating Room (OR)

① AIM-200 OR

② APEX





Veterinary

③ Outpatient II ④ Nova Exam LED ⑤ AIM-100 ⑥ Wave LED ⑦ Outpatient LED



Examination lights





Whether you are looking for the most popular industry choice or the newest LED technology, Burton has a light that will simplify your examination while providing long-lasting service. With an array of high-intensity, low-heat light options, Burton's examination lights provide the reliability you need with the pure white light and drift-free positioning you've always wanted.

12 Nova Exam LED



12

14 AIM LED



14

16 AIM-50



16

18 Super Exam 50 LED



18

19 Super Exam 50



19

20 Super Bright Spot



20

21 Gleamer



21

22 Outpatient LED



22

24 Outpatient II



24

25 CoolSpot II



25

26 Outpatient II / CoolSpot II combination models



26

Nova Exam LED

Higher performance and value for the practitioner,
enhanced comfort for the patient.

Nova Exam LED meets the demands of today's clinical examination applications. The LED light source produces a cool light that enhances physician/patient comfort while delivering a uniform beam pattern and higher illumination levels. A sleek head design, combined with a patented K-arm, allows quick and reliable positioning while being easy to clean and maintain. The operational benefits include lower power consumption and longer light source life.

Designed for patient comfort and ease of use


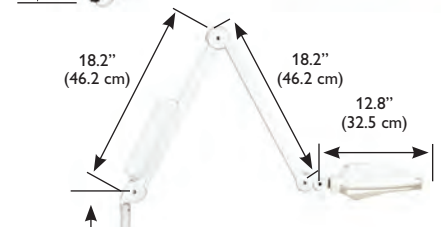
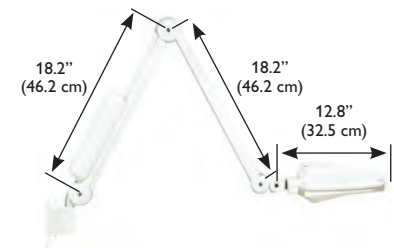
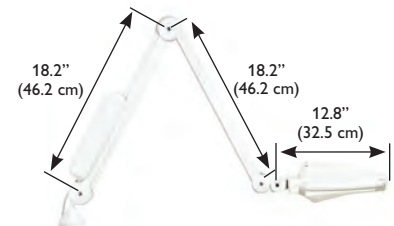
- The LED source provides a virtually heat-free light so the patient remains comfortable
- Dual handles are easily accessible to position the light head
- The patented K-arm moves smoothly with no drifting

Enhanced performance

- Nova Exam LED delivers a uniform beam pattern that aids the examination process
- Dual intensity switching allows a choice between two illumination levels. The low level delivers a 19% increase in light level with only 8W of LED power compared to a 20W halogen option. The high level delivers an 11% increase in light level with only 16W of LED power compared to a 35W halogen option.
- Maximum arm reach of 45" (114.30 cm)
- Available with a variety of mounting options (floorstand, table, wall or ceiling) to fit the application
- Delivers consistent light output during power supply fluctuations

Lower cost of ownership

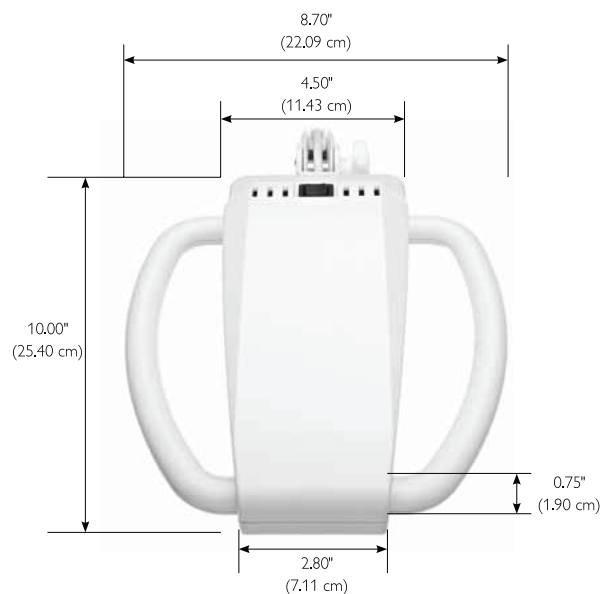
- The sleek light head aids routine cleaning
- The LED source offers 10x the operational life of traditional halogen solutions
- 58% energy savings over comparable halogen options (at low light level setting) and 18% savings when providing double the illumination





Features

- Illuminance:
 - Low level: 25,000 lux (2323 fc) at 18" (46 cm)
 - High level: 50,000 lux (4645 fc) at 18" (46 cm)
- 4600 K color temperature
- CRI (Color Rendering Index) of 93
- Two LED light modules with a 40,000-hour life each
- Maximum arm reach of 45" (114.3 cm)
- Contemporary aesthetic
- Better value for the practitioner
- Wall, floor, ceiling and table mount configurations
- UL/IEC 60601-1, IEC 60601-1-2, EN/IEC 60601-2-41 and CAN/CSA C22.2 NO. 601.1 M90 certified
- 5-year limited warranty



Ordering information

120V Model	100-240V Model	Description
NXFL	NXFL*_____	Floorstand
NXT	NXT*_____	Table mount
NXW	NXW*_____	Wall mount
NXC	NXC*_____	Ceiling mount
Accessories		
4000071		10' Ceiling drop tube

* Add the appropriate country code to the end of the model number. Use "01" for Japan, "02" for the United Kingdom, "03" for Europe, "25" for Spain and "26" for Australia. (Example: NXFL25 for a 230/240V Floorstand model for Spain.)

Note: The models ordered for Spain have Spanish Language Manuals.

Examination light

AIM LED

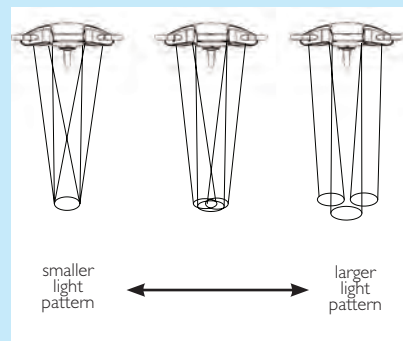
Burton combined the smart and versatile design of its existing AIM lights with the efficiency and longevity of an LED light source.

Burton's AIM LED – an exciting revolution in examination lighting. The AIM LED uses the latest advances in state-of-the-art lighting technology to achieve incredible performance and unsurpassed value and energy efficiency. The AIM LED provides about 10% more illumination (45,000 lux / 4181 fc at 1 meter) than the Outpatient II. A 92 CRI rating produces very accurate color visibility which is important for an accurate diagnosis. With 10 times greater (20,000 hours) lamp life than traditional light source products, you will save more than \$1000 in bulb replacements alone. Additionally, the AIM LED uses 55% less energy.

The latest advances in state-of-the-art lighting technology to achieve incredible performance and unsurpassed value and energy efficiency.

Features

- 45,000 lux (4181 fc) at 1 meter
- 4300 K color temperature
- CRI (Color Rendering Index) of 92
- 3 LED modules with a 20,000-hour life
- Adjustable focus using center handle
- UL/IEC 60601-1, IEC 60601-1-2, EN/IEC 60601-2-41 and CAN/CSA C22.2 NO. 601.1 M90 certified
- CE marked
- 5-year limited warranty
- Assembled in USA



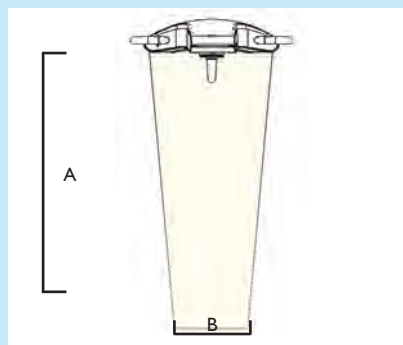
Larger and adjustable light pattern

The multiple reflectors of the AIM LED can be tilted by rotating the sterilizable light handle to adjust the size and pattern of the light to the working area.



Light pattern free of cast shadows

The AIM LED has a unique Y-Shaped design, which facilitates placement of the lighthead around the physician's head minimizing the obstruction of light into the examination field.

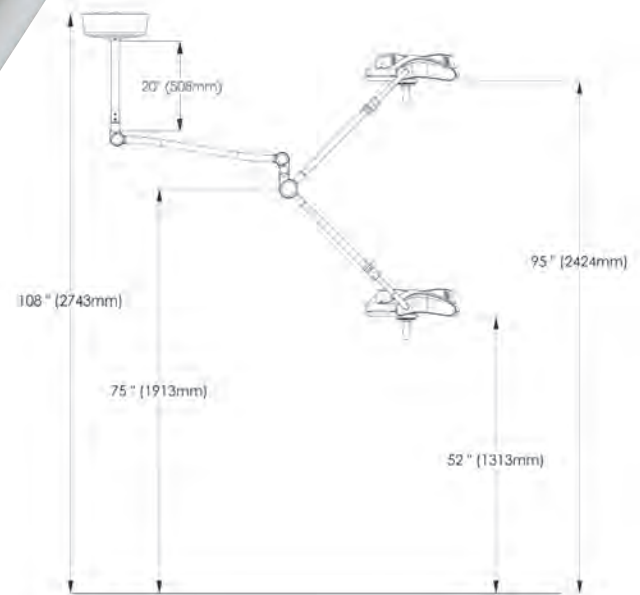
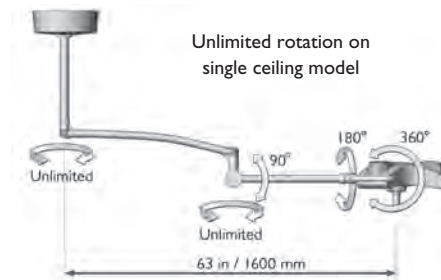


Depth of field / beam diameter

		cm	in
A	Depth of field	137	54
B	Beam diameter D10	33	13



The AIM LED's 360° limitless arm-and-mounting-system-rotation around vertical axes on single ceiling models is a key feature previously available only on more expensive lights. The arm system also provides a maximum reach of 63" and diameter of 10', allowing it to illuminate the patient from head to toe with no drift.



Ordering information

120V Model	100-240V Model*	Description
ALEDFL	ALEDFL*_____	Floorstand
ALEDSC	ALEDSC*_____	Single ceiling mount
ALEDDC	ALEDDC*_____	Double ceiling mount
ALEDW	ALEDW*_____	Wall mount
Accessories		
1017040		Sterilizable / autoclavable handle
0008100PK		Disposable handle covers, 25/box
1017084		42" drop tube

* Add the appropriate country code to the end of the model number. Use "01" for Japan, "02" for the United Kingdom, "03" for Europe, "25" for Spain and "26" for Australia. (Example: NXFL25 for a 230/240V Floorstand model for Spain.)
Note: The models ordered for Spain have Spanish Language Manuals.

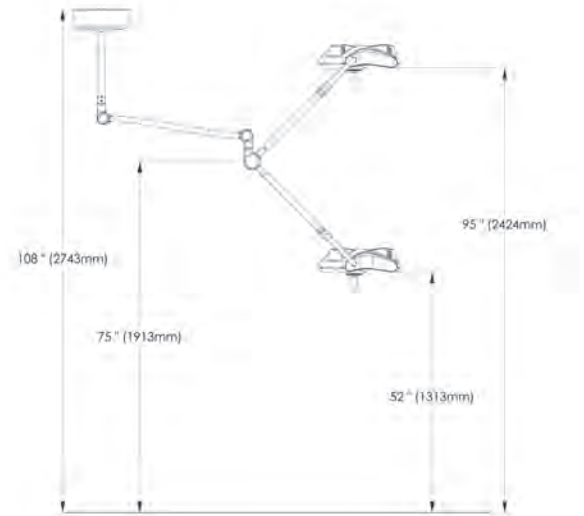
Examination light

AIM-50

Limitless rotation, class-leading intensity and endless versatility.

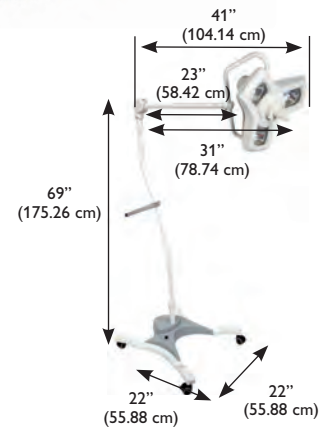
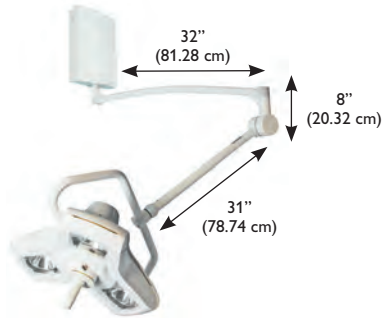
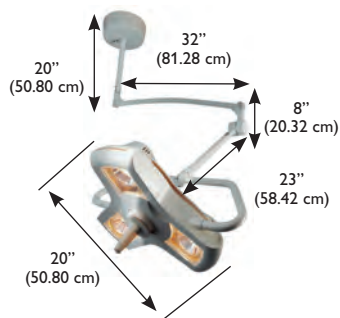
Providing both amazing value and unparalleled aesthetics, Burton's AIM-50 also boasts limitless rotation on ceiling mounts (a feature previously available only on OR type lights). Along with highest intensity illumination, AIM-50 delivers very smooth focus and superior maneuverability. A longer arm system ensures that either light can be positioned in the widest range of positions possible, making it ideal for examination applications.

Designed to meet even the most demanding healthcare facility's specifications for high-intensity, cool operation and low cost.



Features

- High-intensity of 45,000 lux (4181 fc) at 1 meter
- 3100 K color temperature offers natural and true coloring
- High CRI (Color Rendering Index) of 96
- Uses three 50-watt quartz halogen bulbs – each rated with a 2000-hour bulb life; bulbs wired in parallel for continuous operation
- Compact 20" (51 cm) diameter lighthead
- Extremely smooth focus mechanism with center sterilizable handle
- 360° limitless arm-and-mounting-system-rotation around vertical axes (on single ceiling models)
- Cool operation for long hours of use
- 120V standard; 100 and 230 / 240V models available
- UL/IEC 60601-1, IEC 60601-1-2, EN/IEC 60601-2-41 and CAN/CSA C22.2 NO. 601.1 M90 certified
- CE marked
- 5-year limited warranty
- Assembled in USA



AIM-100 model shown to illustrate floorstand, single ceiling mount and wall mount configurations

Ordering information

120V Model	230V Model	230V SP Model*	240V Model	100V Model	Description
A50FL	A53FL	A54FL25	A52FL	A51FL	Floorstand
A50SC	A53SC	A54SC25	A52SC	A51SC	Single ceiling mount
A50DC	A53DC	A54DC25	A52DC	A51DC	Double ceiling mount
A50W	A53W	A54W25	A52W	A51W	Wall mount
Accessories					
6000120K					Set of 3 AIM-50 replacement bulbs
1017040					Sterilizable / autoclavable handle
0008100PK					Disposable handle covers, 25/box
1017084					42" drop tube

*SP Model refers to Spanish Language Manuals.

Super Exam 50 LED

Natural white light, best-in-class intensity, energy savings and longevity – all on a highly-positionable K-arm.

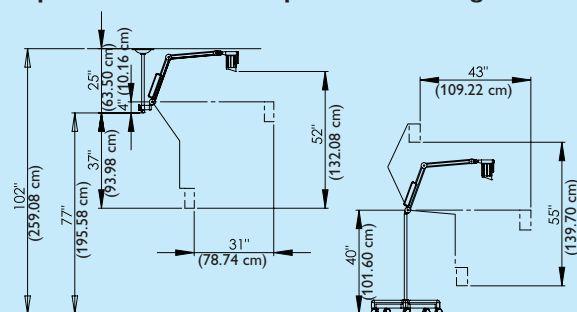
Higher illumination in a precisely controlled beam is just the beginning. Delivering value through longer life, lower energy consumption and versatility is where the Super Exam 50 LED really shines. The LED technology in this highly engineered optical system delivers the precisely controlled natural white light that is so important for an accurate examination whether your practice is obstetrics, gynecology, dermatology or emergency medicine.

Features

- High-intensity of 39,000 lux (3623 fc) at 24" (61 cm)
- 4000 K color temperature
- CRI (Color Rendering Index) of 92
- Natural white light
- LED light module with 40,000-hour life
- Universal input voltage
- Drift-free K-arm with 42" (107 cm) arm range
- Rail mount bracket that can be attached to a bed rail or wall rail
- UL/IEC 60601-1, IEC 60601-1-2, EN/IEC 60601-2-41 and CAN/CSA C22.2 NO. 601.1 M90 certified
- CE marked
- 5-year limited warranty

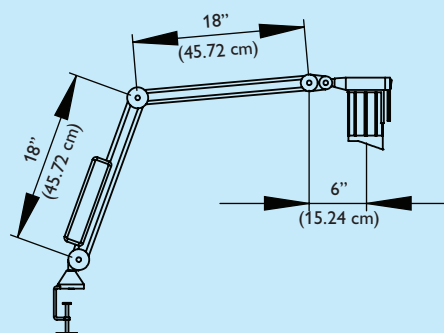


Super Exam 50 LED / Super Exam 50 range of motion and general dimensions



Ceiling arm movement same as for wall and rail mounts

Floorstand arm movement same as for table mount



Ordering information

120V Model	230/240V Model	Description
SE50LFL	SE50LFL25	Floorstand
SE50LR	SE50LR25	Rail, DIN 25
SE50LR1	SE50LR125	Rail, Fairfield
SE50LSC	SE50LSC25	Single ceiling mount
SE50LT	SE50LT25	Table mount
SE50LW	SE50LW25	Wall mount
Accessories		
4000071		10' ceiling drop tube

Note: This product is NOT available in Norway, Sweden, Finland, Denmark, Estonia, Russia, Germany, UK, Ireland, Australia, Spain, the Netherlands or Iceland.

Examination light

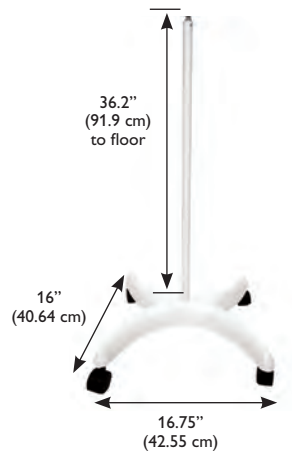
Super Exam 50

Best-in-class intensity, color temperature and CRI on a highly-positionable K-arm.

Delivering higher illumination in a limited area, Super Exam 50 is ideal for obstetrics, gynecology and emergency rooms. Super Exam 50 uses halogen technology for maximum light output and color rendering. A dual lens optical system collects and concentrates the light in a precise beam.

Features

- High-intensity of 45,750 lux (4250 fc) at 24" (61 cm)
- 3800 K color temperature
- CRI (Color Rendering Index) of 99
- Drift-free K-arm with 42" (107 cm) arm range
- 50W MR-16 bulb with 4000-hour life
- UL/IEC 60601-1, IEC 60601-1-2, EN/IEC 60601-2-41 and CAN/CSA C22.2 NO. 601.1 M90 certified
- CE marked
- 5-year limited warranty



Unique dual lens technology produces greater light intensity than competitive models

K-Arm technology

Medical products are used in a dynamic environment and need a great level of flexibility. Friction-based arms with tightening screws make movement a problem. If you loosen a friction screw too much, the arm will collapse! That's why Burton's Super Exam 50 and Super Exam 50 LED use a unique, self-balancing K-Arm. No other arm in the market offers this kind of extensive reach. Internal springs ensure smooth, easy positioning and the arm will stay in the right position without drifting.



Horizontal movement (above): Designed for maximum movement in the horizontal plane. Typical applications: floorstand, table mounted.
Vertical movement (right): More vertical movement than arms found on large operating lights. The arm will always tilt forward to avoid collisions with the wall. Typical applications: wall mounted, ceiling mounted, rail mounted.



Ordering information

120V Model	230/240V Model	Description
SE50FL	SE51FL	Floorstand
SE50R	SE51R	Rail, DIN 25
SE50R1	SE51R1	Rail, Fairfield
SE50SC	SE51SC	Single ceiling mount
SE50T	SE51T	Table mount
SE50W	SE51W	Wall mount
Accessories		
4000061PK		MR-16 replacement bulbs, 3/box
4000071		10' ceiling drop tube

Note: This product is NOT available in Norway, Sweden, Finland, Denmark, Estonia, Russia, Germany, UK, Ireland, Australia, Spain, the Netherlands or Iceland.

Super Bright Spot

Pre-focused spot available for OB/GYNs, urologists, family practitioners, hospitals, clinics and LDRs!

Using a 20-watt halogen bulb and a special optics system, Burton's Super Bright Spot is virtually heat-free. Plus, the Super Bright Spot is superior to fiber optic units in value, durable operation, large 4" - 5" (10 cm -13 cm) spot size and a long 2000-hour bulb life. Due to its proven reliability, Burton offers an extraordinary five-year warranty on the Super Bright Spot. The Super Bright Spot is available with a sturdy, sag-resistant gooseneck and a floorstand or a universal wall mounting system for tighter spaces. The floor model's compact caster base provides exceptional utility and reliability.

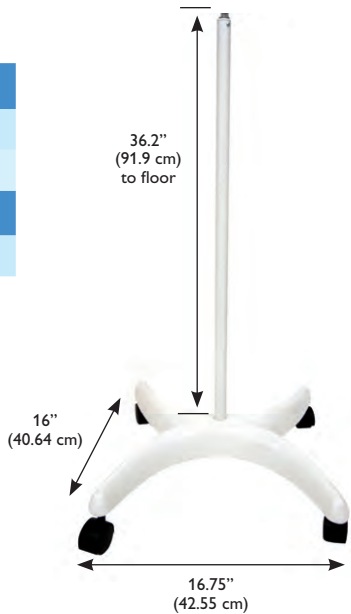
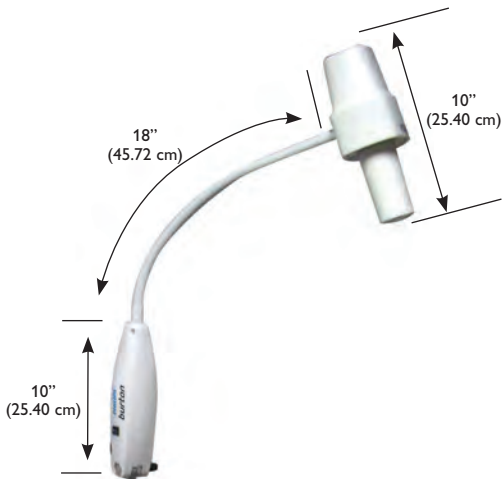
Features

- 56,000 lux (5185 fc) at 18" (46 cm)
- 3400 K color temperature (natural coloring)
- CRI (Color Rendering Index) of 98
- 20-watt halogen bulb with 2000-hour average bulb life
- 4" - 5" (10 cm -13 cm) spot size (much larger than fiber optic lights)
- High-quality, space-saving 4-caster base system – safe and flexible portable movement with locking feature in 2 of 4 casters
- Dichroic reflector filters out infrared to keep the beam cool
- 120V model standard; 230 / 240V models available
- UL/IEC 60601-1, IEC 60601-1-2, EN/IEC 60601-2-41 and CAN/CSA C22.2 NO. 601.1 M90 certified
- CE marked
- 5-year limited warranty
- Assembled in USA

Note: The optical data are nominal values based on measurements done according to the UL/IEC Performance standard at 120V at 18"

Ordering information

120V Model	230/240V Model	Description
SB40FL	SB42FL	Floorstand
SB40W	SB42W	Wall mount
Accessories		
0007000PK		Super Bright Spot replacement bulbs, 4/box



Examination light

Gleamer

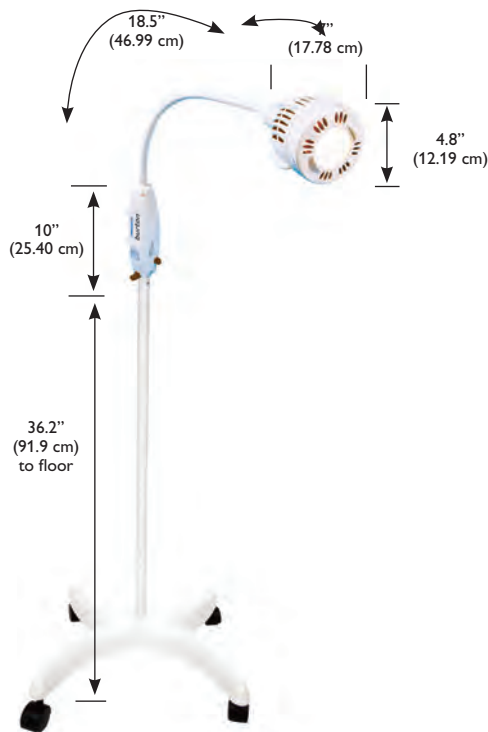
Burton's versatile, compact halogen light.

If your facility is searching for an all-purpose, rugged, compact halogen light, Burton's Gleamer is your solution. The Gleamer was designed to meet healthcare facilities' most demanding specifications for high-intensity, cool operation, compact design, and value. Offering 45,000 lux (4181 fc), a sturdy gooseneck, plus optional 16" (41 cm) extension arm, and superior quality components, the Gleamer provides high-intensity, maximum flexibility and extraordinary reliability. The Gleamer also features a unique venting system, energy-absorbing infrared exchanger and reflector coatings, which filter out infrared for a nearly heat-free beam in a cool, yet compact housing.

Features

- 45,000 lux (4181 fc) at 18" (46 cm)
- 3200 K color temperature (natural coloring)
- CRI (Color Rendering Index) of 91
- 35-watt halogen bulb; 2000-hour life; easy bulb replacement
- Cool housing temperature and cool light beam; light can be in continuous use for hours without causing discomfort to physician or patient
- Convenient positioning with ergonomic positioning ridges
- High-quality, space-saving 4-caster base – safe and flexible portable movement with locking feature in 2 of 4 casters
- 120V model standard; 230 / 240V model available
- UL/IEC 60601-1, IEC 60601-1-2, EN/IEC 60601-2-41 and CAN/CSA C22.2 NO. 601.1 M90 certified
- CE marked
- 5-year limited warranty
- Assembled in USA

Note: The optical data are nominal values based on measurements done according to the UL/IEC Performance standard at 120V at 18"



Ordering information

Gleamer		
120V Model	230/240V Model	Description
GL30FL	GL32FL	Floorstand
GL30W	GL32W	Wall mount
Accessories		
0009600PK		Gleamer replacement bulbs, 4/box
Gleamer Wide Beam Spot		
120V Model	230/240V Model	Description
GLW30FL	GLW32FL	Floorstand
GLW30W	GLW32W	Wall mount
Accessories		
0009608PK		Gleamer Wide Beam Spot replacement bulbs, 4/box

Outpatient LED

The sleek, powerful, efficient, precise light

The next generation of examination lighting has arrived. Outpatient LED Exam Light is the perfect low-maintenance, top-performing light for most examination applications in the hospital, physician's office, surgery center and veterinary field.

Designed for patient comfort and ease of use

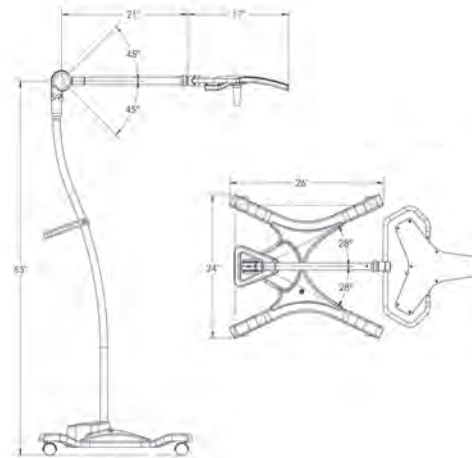
- LED sources provide virtually heat-free light for patient comfort
- High quality light for accurate color rendition
- Designed to reduce shadows on the examination area
- Modularity for ease of installation and assembly

Enhanced performance

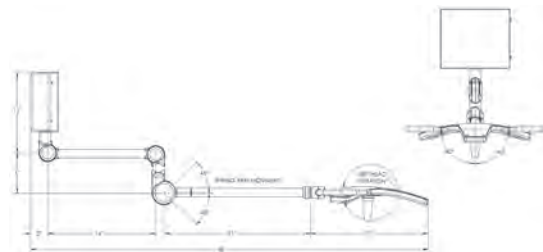
- Increased illuminance to 90,000 lux (8361 fc) at 24" (61 cm)
- CRI (Color Rendering Index) > 95
- High R9 > 87, to accurately render skin tones
- Anti-microbial paint to inhibit the growth of microbes
- Lower profile to reduce space impact

Lower cost of ownership

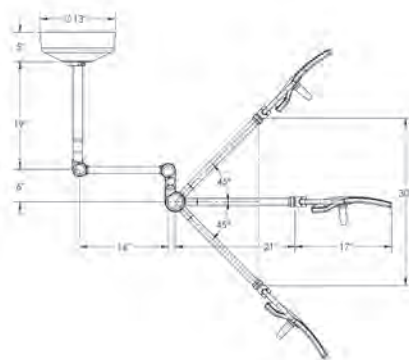
- LED illumination offers 10x (or 20,000 hours average) the operational life of traditional halogen solutions
- Provides a 75% energy savings over current halogen solution option
- Smooth finish aids routine cleaning
- Reduced maintenance



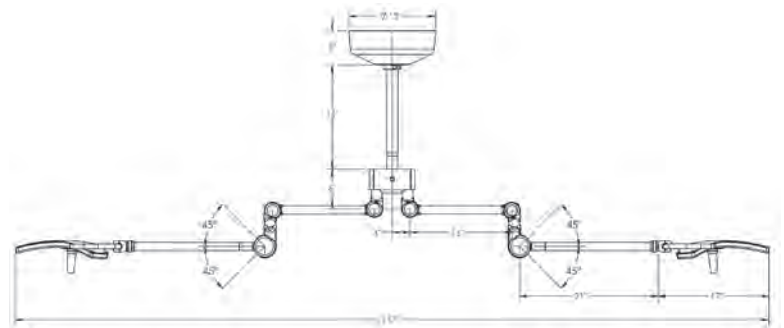
Floorstand



Wall Mount



Single Ceiling Mount



Double Ceiling Mount



Features

- 90,000 lux (8361 fc) at 24" (61 cm)
- 3700 K color temperature
- CRI (Color Rendering Index) of 95
- High R9>87, to accurately render skin tones
- 20,000 hours average LED life
- The unique shape of the light head reduces shadows on the examination area
- The arm system provides a maximum reach of 37.5 inches (floorstand model) or 50 inches (single/double ceiling and wall models) and has a 360-degree rotation
- A smooth finish aids in routine cleaning
- Anti-microbial paint inhibits the growth of microbes
- Floorstand, Wall, and Single and Double Ceiling mounting options
- 5-year warranty for parts and labor



Ordering information

120V Model	Description
OPLEDFL	Floorstand
OPLEDW	Wall mount
OPLEDSC	Single ceiling
OPLEDDC	Double ceiling

Examination light

Outpatient II

The perfect blend of minimal heat output and high color temperature, low-maintenance and top performance.

The Outpatient II is the documented industry leader for examination lights. More physicians choose the Outpatient II than any other light for focusable flood-type light, maximum intensity and shadow-free operation. With minimal heat output and high color temperature, the Outpatient II is the perfect low-maintenance, top performing light for nearly every application in the hospital or physician's office.

Features

- 86,000 lux (7990 fc) at 24" (61 cm)
- 3300 K color temperature
- CRI (Color Rendering Index) of 94
- Focuses with central removable, autoclavable SteriHandle
- Friction knob allows user to adjust friction on the self-balancing arm positioning to desired tension without a tool
- Cool operation ensured with heat filters and dichroic coatings
- Shadow-free operation provided by three 50-watt halogen bulbs, each with 2000-hour average bulb life
- Bulbs are wired in parallel to ensure continuous operation
- Design allows removal or replacement of SteriHandle with one hand (for ensuring sterile procedures)
- Floorstand units include footswitch, locking casters and cord wrap
- Mounting systems meet California Seismic Codes
- 120V model standard; 230 / 240V models also available
- UL/IEC 60601-1, IEC 60601-1-2, EN/IEC 60601-2-41 and CAN/CSA C22.2 NO. 601.1 M90 certified
- 5-year limited warranty
- Assembled in USA



Ordering information

120V Model	230/240V Model	230/240V SP Model*	100V Model	Description
OP216FL	OP225FL	O202FL25	OP215FL	Floorstand
OP216SC	OP225SC	O202SC25	OP215SC	Single ceiling mount
OP216DC	OP225DC	O202DC25	OP215DC	Double ceiling mount
OP216W	OP225W	O302W25	OP215W	Wall mount
OP216ST	OP225ST		OP215ST	Single Fastrac mount
OP216DT	OP225DT		OP215DT	Double Fastrac mount
Accessories				
0006130PK				Outpatient II replacement bulbs, 3/box
1008465				Outpatient II handle replacement
0008100PK				Light handle covers, sterile, 25/box
1008259				42" drop tube
1008060				Special length, max. 58" drop tube

*SP Model refers to Spanish Language Manuals.



Examination light

CoolSpot II

The advanced healthcare lighting solution that fits both your space and your budget.

The aesthetically appealing CoolSpot II offers incredibly pure, white light along with a guaranteed no-drift arm, high-intensity setting and variable spot size control. The CoolSpot II offers intensity of up to 60,000 lux (5574 fc) at 1 meter. The CoolSpot II examination light is the spotlight of choice.

Features

- Up to 60,000 lux (5574 fc) at 1 meter
- 4300 K color temperature
- CRI (Color Rendering Index) of 94
- Bi-level dimmer for variable intensity
- Variable spot size of 2" - 10" (5 cm - 25 cm)
- New, improved and easy to clean housing design with convenient SteriHandle for positioning
- Removable, autoclavable center SteriHandle design allows removal or replacement of SteriHandle with one hand (for ensuring sterile procedures)
- 150-watt halogen bulb provides 600-hour average bulb life on standard setting
- Friction knob allows user to adjust friction on the self-balancing arm positioning to desired tension without a tool
- Mounting systems meet California Seismic Codes
- 120V model standard; 230 / 240V models also available
- UL/IEC 60601-1, IEC 60601-1-2, EN/IEC 60601-2-41 and CAN/CSA C22.2 NO. 601.1 M90 certified
- 5-year limited warranty
- Assembled in USA



Ordering information

120V Model	230/240V Model	230/240V SP Model*	100V Model	Description
CS316FL	CS325FL	C302FL25	CS315FL	Floorstand
CS316SC	CS325SC	C302SC25	CS315SC	Single ceiling mount
CS316DC	CS325DC	C302DC25	CS315DC	Double ceiling mount
CS316W	CS325W	C302W25	CS315W	Wall mount
CS316ST	CS325ST		CS315ST	Single Fastrac mount
CS316DT	CS325DT		CS315DT	Double Fastrac mount
Accessories				
0007006PK				CoolSpot II replacement bulbs, 3/box
1008466B				CoolSpot II handle replacement
0008100PK				Light handle covers, sterile, 25/box
1008259				42" drop tube
1008060				Special length, max. 58" drop tube

*SP Model refers to Spanish Language Manuals.

Examination light

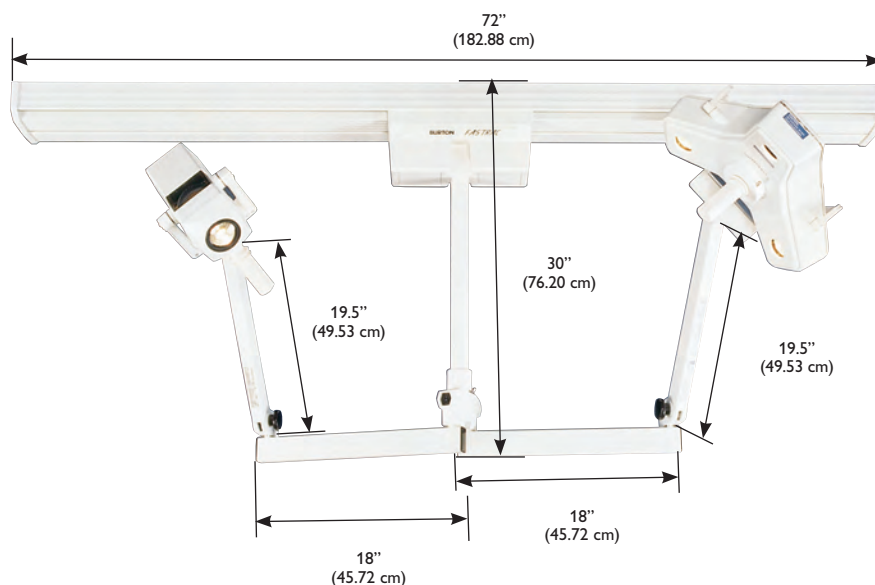
Outpatient II / CoolSpot II combination models



Note 1: Standard dimensions in inches (centimeters) shown. All ceiling mounts shown on standard 9' (2.74m) ceilings.

Note 2: Standard 30" (76 cm) drop tube is generally acceptable for 9' (2.74m) ceilings. Drop tube can be cut on site if needed. Special lengths can be ordered and are subject to additional charges.

Note 3: The optical data are nominal values based on measurements done according to the UL/ IEC performance standards at 120V at 24"



Ordering information

120V Model	230-240V Model	230-240V SP Model*	100V Model	Description
OC516CC	OC525CC	O202CC25	OC515CC	Combo, ceiling mount
OC516CT	OC525CT		OC515CT	Combo, Fastrac mount
Accessories				
0006130PK				Outpatient II replacement bulbs, 3/box
1008465				Outpatient II handle replacement
0007006PK				CoolSpot II replacement bulbs, 3/box
1008466B				CoolSpot II handle replacement
0008100PK				Light handle covers, sterile, 25/box
1008259				42" drop tube
1008060				Special length, max. 58" drop tube

*SP Model refers to Spanish Language Manuals.

Surgical lights



During the most critical moments, you need a light you can trust. With easy, no-drift positioning and multi-bulb designs for long hours of use, Burton's surgery lights satisfy the entire surgical team. The variety of configurations and versatility complete the package for a value you can't find anywhere else.

30 AIM-100

32 AIM-200 OR

34 APEX

36 XenaLux



Surgical light

AIM-100

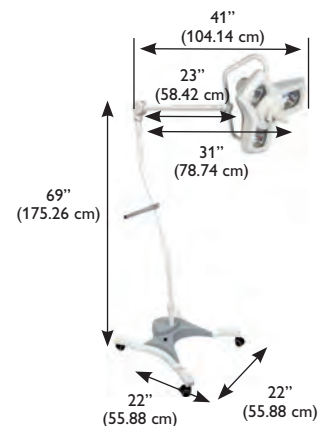
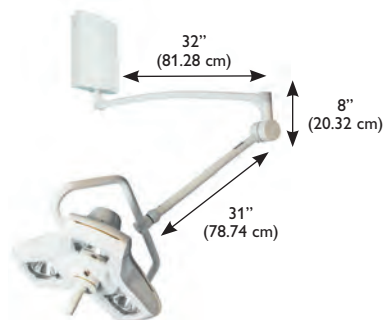
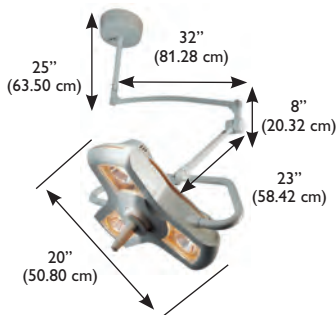
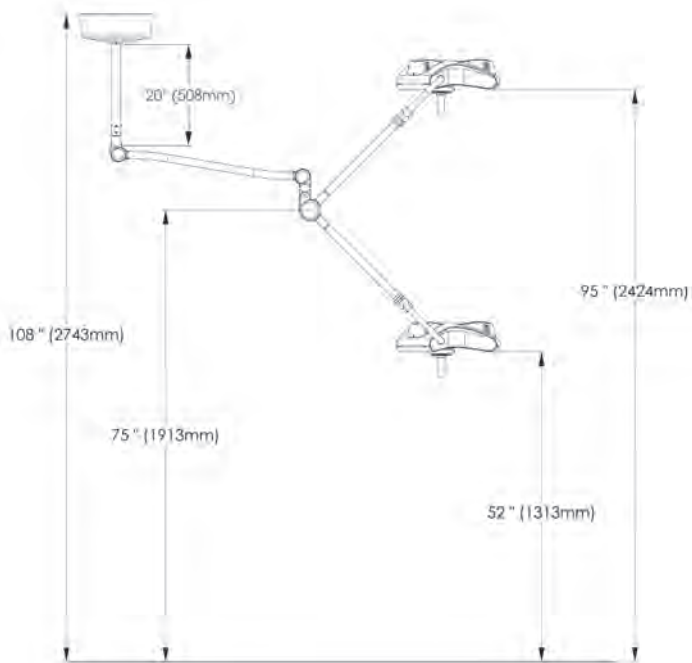
Limitless rotation, class-leading intensity and endless versatility.

Providing both amazing value and unparalleled aesthetics, Burton's AIM-100 also boasts limitless rotation on ceiling mounts (a feature previously available only on OR type lights). Along with highest intensity illumination, AIM-100 delivers very smooth focus and superior maneuverability. A longer arm system ensures that either light can be positioned in the widest range of positions possible, making it ideal for examination applications.



AIM-100

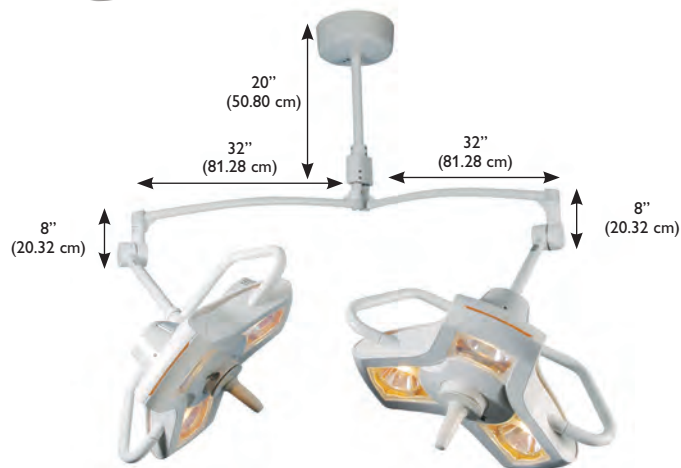
- High-intensity of 63,000 lux (5852 fc) at 1 meter (per lighthead on double ceiling model)
- 3500 K color temperature offers natural and true coloring
- High CRI (Color Rendering Index) of 97
- Uses three quartz halogen bulbs (per lighthead on double ceiling model) – each rated with a 2000-hour bulb life; bulbs wired in parallel for continuous operation
- Compact 20" (51 cm) diameter lighthead
- Extremely smooth focus mechanism with center sterilizable handle
- 360° limitless arm-and-mounting-system-rotation around vertical axes (on single ceiling models)
- Cool operation for long hours of use
- 120V standard; 100 and 230 / 240V models available
- UL/IEC 60601-1, IEC 60601-1-2, EN/IEC 60601-2-41 and CAN/CSA C22.2 NO. 601.1 M90 certified
- CE marked
- 5-year limited warranty
- Assembled in USA





AIM-100 Double Ceiling

Burton's AIM-100 Double Ceiling provides both amazing value and unparalleled aesthetics. Along with the highest intensity illumination, you can also expect a smooth focus and superior maneuverability. A longer arm system ensures that the light can be positioned in the widest range of positions possible, making the AIM-100 Double Ceiling ideal for surgery.



Ordering information

120V Model	230/240V Model	230V SP Model*	100V Model	Description
A100FL	A103FL	A102FL25	A101FL	Floorstand
A100SC	A103SC	A102SC25	A101SC	Single ceiling mount
A100DC	A103DC	A102DC25	A101DC	Double ceiling mount
A100W	A103W	A102W25	A101W	Wall mount
Accessories				
1017111PK				Set of 3 AIM-100 replacement bulbs
1017040				Sterilizable / autoclavable handle
0008100PK				Disposable handle covers, 25/box
1017084				42" drop tube

*SP Model refers to Spanish Language Manuals.

Surgical light

AIM-200 OR

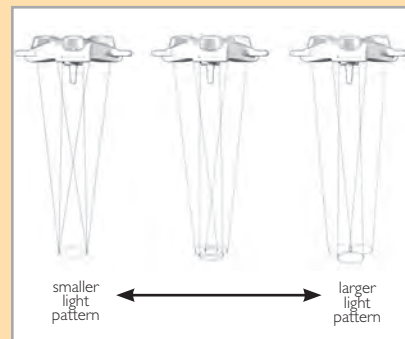
The right light for surgical procedures.

Burton's new AIM-200 OR provides versatility, amazing illumination, unparalleled aesthetics and many more features that make it the right light for any procedure. Delivering true rendition of colors, this light is ideal for long hours of use with three cool 35-watt IRC halogen bulbs – each rated with a 1400-hour average bulb life. The AIM-200 OR is the first Operating Room light that has floor, wall, single- and double-ceiling mounts available. With its 360° limitless arm-and-mounting-system-rotation around the vertical axes on the single ceiling models, the AIM-200 OR is the most versatile and practical light for the Operating Room environment.

The AIM-200 OR is the most versatile and practical light for the Operating Room environment delivering 360° limitless arm-and-mounting-system-rotation around the vertical axes on single ceiling models.

Features

- 90,000 lux (8361 fc) at 1 meter
- 3700 K color temperature
- CRI (Color Rendering Index) of 96
- Larger and adjustable light pattern
- Unlimited rotation and maximum reach of 63" (160 cm)
- Light field diameter: 10" - 12" (25 cm - 30 cm)
- Depth of illumination: 47" (119 cm)
- Adjustable focusing by rotating center handle
- UL/IEC 60601-1, IEC 60601-1-2, EN/IEC 60601-2-41 and CAN/CSA C22.2 NO. 601.1 M90 certified
- CE marked
- 5-year limited warranty
- Assembled in USA



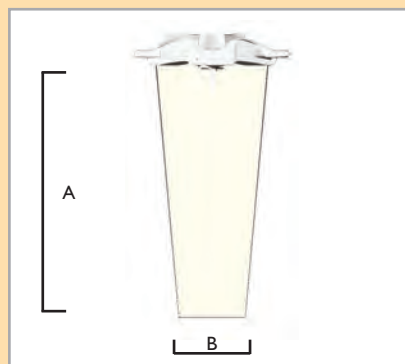
Larger and adjustable light pattern

The multiple reflectors of the AIM-200 OR can be tilted by rotating the sterilizable light handle to adjust the size and pattern of the light to the working area.



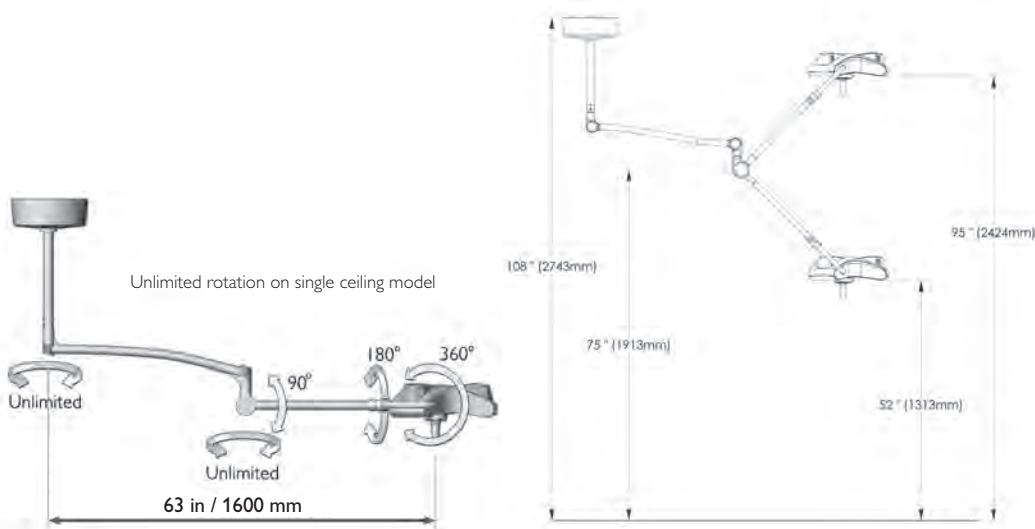
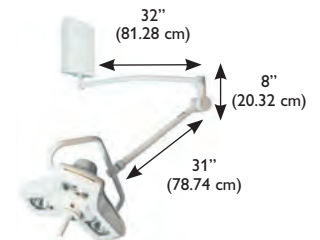
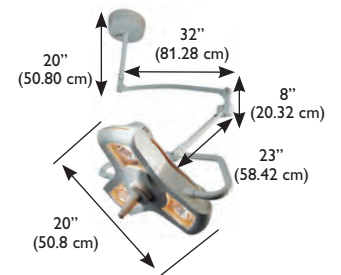
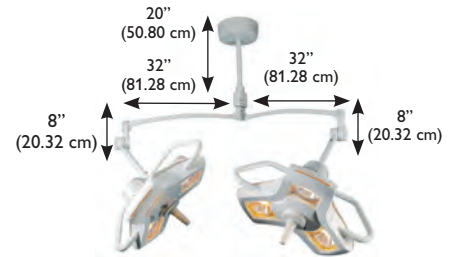
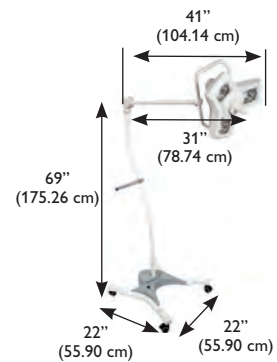
Light pattern free of cast shadows

The AIM-200 OR has a unique Y-Shaped design, which facilitates placement of the lighthead around the physician's head minimizing the obstruction of light into the surgical field.



Depth of Field / Beam Diameter

		cm	in
A	Depth of field	119	47
B	Beam diameter D10	25	10



Unlimited rotation and maximum reach

The AIM-200 OR's 360° limitless arm-and-mounting-system-rotation around vertical axes on single ceiling models is a key feature previously available only on more expensive OR lights. The arm system also provides a maximum reach of 63" and diameter of 10', allowing it to illuminate the patient from head to toe with no drift.

Ordering information

120V Model	230/240V Model	230V SP Model*	100V Model	Description
A200FL	A203FL	A202FL25	A201FL	Floorstand
A200SC	A203SC	A202SC25	A201SC	Single ceiling mount
A200DC	A203DC	A202DC25	A201DC	Double ceiling mount
A200W	A203W	A202W25	A201W	Wall mount
Accessories				
1017111PK				AIM-200 OR replacement bulbs, 3/ box
1017040				Sterilizable / autoclavable handle
0008100PK				Light handle covers, sterile, 25/box
1017084				42" drop tube

*SP Model refers to Spanish Language Manuals.



Surgical light

APEX

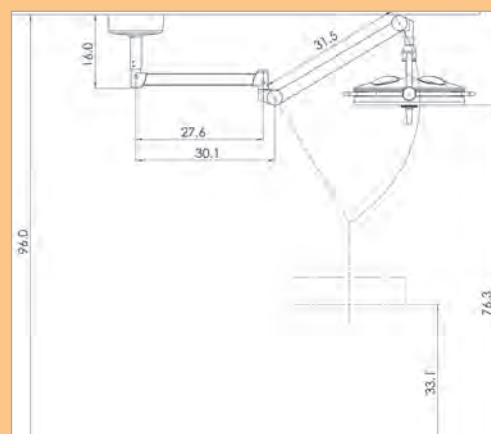
Your choice for no-drift positioning and exceptional performance.

Reliable operation, simplicity and ease of use are the hallmarks of every Burton product, and the new APEX is no exception. For optimum illumination (120,000 lux / 11,148 fc at 1 meter), the highest quality no-drift arm system, reliability and true color rendering, there is no better value than Burton's APEX. Plus, an efficient multi-bulb design eliminates the need for complicated back-up bulb systems used in single source lights.

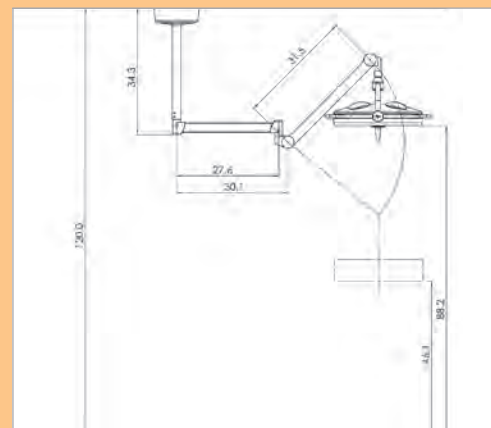
Features

- High-intensity of 120,000 lux (11,148 fc) at 1 meter
- 4200 K color temperature offers pure white illumination (without blue hues)
- High CRI (Color Rendering Index) of 95
- 24" (61 cm) diameter lighthead
- Unlimited arm rotation
- Focuses with center autoclavable handle for exceptionally smooth focus
- Supplied with control box including on/off switch, and continuous intensity adjustment
- Durable, aesthetic arm system that is recognized for drift-free, trouble-free operation
- 120V model standard, 100V and 230 / 240V models available
- UL/IEC 60601-1, IEC 60601-1-2, EN/IEC 60601-2-41 and CAN/CSA C22.2 NO. 601.1 M90 certified
- 5-year limited warranty
- Assembled in USA

APEX range of motion



APEX 8-FT.



APEX 10-FT.



Reliable operation, simplicity and ease of use are the hallmarks of every Burton product, and the new APEX is no exception.



Ordering information

120V Model	230/240V Model	120V SP Model*	230/240V SP Model*	100V Model	Description
APXSC8	APXSC825	APXSC8SP	APXSC825SP	APXSC801	8' Single ceiling mount
APXSC10	APXSC1025	APXSC10SP	APXSC1025SP	APXSC1001	10' Single ceiling mount
APXDC8	APXDC825	APXDC8SP	APXDC825SP	APXDC801	8' Double ceiling mount
APXDC10	APXDC1025	APXDC10SP	APXDC1025SP	APXDC1001	10' Double ceiling mount
Accessories					
0002004PK					APEX replacement bulbs, 6/box
0008100PK					Light handle covers, sterile, 25/box

*SP Model refers to Spanish Language Manuals.

Surgical light

XenaLux

Advanced design ensures top performance and a noticeably brighter light beam.

Powered by a 300-watt Xenon source and with light delivery via multi-fiber cables, Burton's XenaLux OR headlamp system offers superior intensity as well as remarkable reliability and value. The headlamp's optical system has a full range of articulation with a variable spot range, removable joystick adjustment and a new and improved vertically adjustable linkage arm for added reach and greater maneuverability. Unique design and optics allow the XenaLux Illuminator to provide superior features.

Headlamp Features

- Extremely bright light of 120,000+ lux (11,148 fc) at working distance
- Variable spot with flawless circular beam
- Very light weight right angle headlamp
- Preferred for comfort
- Compact optical system
- Fully-adjustable, uniquely-designed linkage arm allows for vertical adjustment of the optical module
- Adapts to any Wolf port
- Attractive, standard 3.5 bundle cables
- 3-year limited warranty

Illuminator Features

- Produces highest intensity white light of any 300-Watt Xenon source
- Long bulb life of 500 hours
- Quiet, cool venting system
- Rotary Turret for Wolf, Storz, Olympus, ACMI and Pilling connectors
- Hours-in-use meter
- Optional mobile floorstand offers vertical adjustment on upright assembly; the illuminator's shelf includes a handle for easy positioning
- 3-year limited warranty




Ordering information

120V Model	230V Model	Description
XN10C	XN22C	Headlamp & Illuminator
XN10I	XN22I	Illuminator
XN10H	XN10H	Headlamp
Accessories		
0880300	0880300	Mobile floorstand for Illuminator

Magnifiers





Burton's array of magnifiers feature higher-intensity lights combined with larger and sharper viewing areas. Designed to meet a multitude of medical applications with UV, LED and white light options, these magnifiers offer the portability and flexibility you need. Sturdy design ensures long-term value.

40 UV Light

42 Wave LED

43 Epic Magnifier



UV Light

The ideal light for numerous applications.

Designed for a variety of uses, Burton UV Lights are offered in models with magnifiers and white lights to best suit your needs. With hand-held flexibility, large magnification and a five-year limited warranty, this UV light provides great value for your facility.

Features

- Special fluorescent bulbs produce UVA at approximately 365 nm wavelength
- Available with magnifier and white bulbs
- 4-light magnifier models include optically ground and polished glass 5 diopter magnifier lens with 2.25x total power magnification and focal length of 8" (20 cm)
- 6000-hour average bulb life
- 120V model standard; 230 / 240V models available
- 5-year limited warranty
- Assembled in USA

Burton's UV lights are depended on worldwide for performance and durability.






Model #UV502



Model #UV501



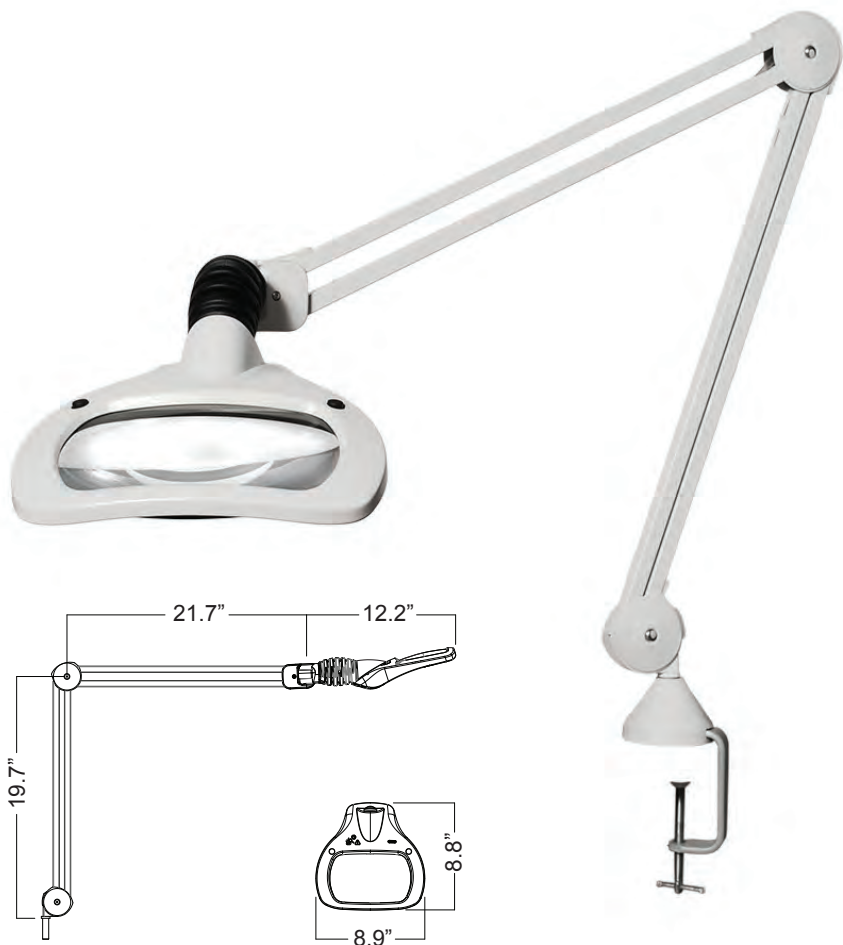
Ordering information

120V Model	230/240V Model	Description
UV501	—	2 UV bulbs without magnifier
UV502	UV522	2 UV bulbs with magnifier
UV503	UV523	2 UV, 2 white bulbs with magnifier
Accessories		
1007090		UV Light wall bracket
0001127PK		UV replacement bulbs, white, 4/box
1003073PK		UV replacement bulbs, UV, 4/box

Wave LED

A large viewing area and LED energy saving technology.

The Wave LED has a new sleek head design to complement any office décor. Offered in a unique and powerful 3.5 diopter magnifier, the Wave LED is superior in both form and function. The dual independent LED light sources offer enhanced performance, as well as a user controlled energy saving option.



Features

- Shadow-free magnification using symmetrical lighting or 3-D magnification using asymmetrical magnification.
- Self-balancing shade and hands-free neck assembly make precise adjustments easy.
- 45" articulating K-arm standard.
- 6.75" x 4.5" rectangular white crown optical-quality glass lens.
- Equipped with two 6W individually controllable LED modules.
- Automatic 9/4 hour auto shut-off feature and (0-50-100%) step dimming to support energy savings.
- No drift spring-balanced arm allows complete freedom of movement.
- Standard table edge clamp mount included. Optional accessories available: surface mount bracket and weighted rolling floor stand.

Ordering Information

120V Model	Description
WML35W45EC120	Wave LED (standard table edge clamp mount included)
Optional Accessories	
WMLWFS	Weighted Floor Stand
WMLSMB	Surface Mount Bracket
WML4DS	4 Diopter STAYS Lens
WML6DS	6 Diopter STAYS Lens
WML10DS	10 Diopter STAYS Lens

Epic Magnifier

The perfect combination of world-class optics, precision movement and a large viewing area.

Burton's Epic Magnifier commands attention based on aesthetics alone – but its real value lies in its world class optics, performance and precision movement. With its patented arm system, the Epic is more rugged than any other magnifier. The arm stops exactly where positioned and does not require constant tightening or lock mechanism adjustments.

Features

- 3.5 diopter magnifying lens
- Powerful 22-watt bulb with 10,000-hour average bulb life
- 6.5" (16.5 cm) diameter circular viewing area
- Quick start electronic ballast (flicker-free)
- Parallel motion, patented enclosed arm system
- Integral handles and cover for lens protection
- Available in floorstand and wall models
- UL 153 certified
- CE marked
- 1-year limited warranty



Ordering information

120V Model	Description
EM60FL	Floorstand
EM60W	Wall mount
Accessories	
0009800PK	Epic Magnifier replacement bulbs, 120V, 2/box
8970-001	4 diopter lens attachment
8970-002	6 diopter lens attachment

Task lights





Our task light provides patients and caregivers alike an easily-positionable, subtle source of illumination, making it practical to use at any time for any task.

46 CareLite LED



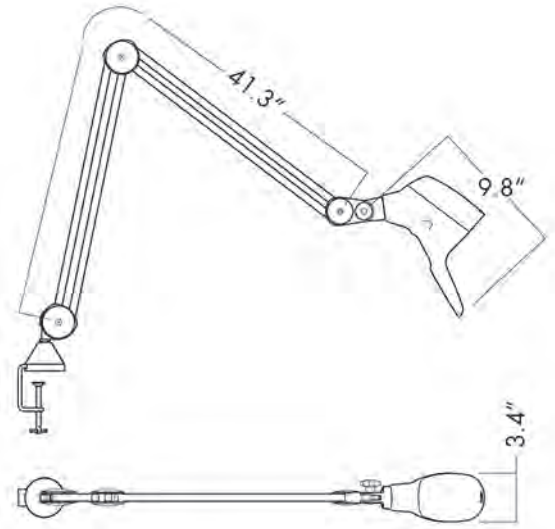
Task light

Carelite LED

Sleek, easily positionable, versatile and LED energy saving technology.

Carelite LED has a sleek compact design that makes it perfect for task lighting applications for ambulatory surgery centers, urgent care centers, patient rooms, long term care facilities and other professional settings. Ergonomic positioning handle, dimming, convenient on/off switch and integrated "night-watch" observation light are important features that make this light versatile and easy to operate. From reading to observation and to any task requiring extra light, choose Carelite LED.

Carelite LED has unique lighting features that allow for minimal disturbances to others when in use.



Features

- Integrated "night-watch" observation light allows nurses to subtly check on patients.
- Versatile positioning arm for easy and precise placement.
- Recessed light source inside light head to reduce glare. Patient can use light with reduced disruption to other patients.
- All-metal construction can be cleaned with any detergent or disinfectant.
- Protected by SteriTouch® antimicrobial powdercoating to prevent the growth of bacteria, biofilm and mold.
- LED energy efficient source lasts 50,000+ hours with an output of 2000 lux (186 fc) at 24" (0.6 m), 3400* lux (315 fc) at 18" (0.46 m)





K-arm Positions.



Protected by SteriTough® antimicrobial powder coating.



Recessed light source inside light head to reduce glare.



Dimming and integrated "night-watch" for user comfort and convenience.

Summary of technical data

Illuminance:	2000 lux (186 fc) @ 24" (0.6 m) 3400 lux (315 fc) @ 18" (0.46 m)
Color Temperature:	3000 K
CRI (Color Rendering Index):	>90
Light Source:	Light Emitting Diode (LED)
Rated Life of LED Lamp:	50,000+ hours
Power:	9 Watts
Dimming:	Smooth Dimming 10-100%
Night Light:	~1%
Input Voltage:	120V 50/60Hz
Certification:	UL153
Warranty:	5-year

Ordering information

120V Model	Description
CARLFL	Floorstand
CARLW	Wall mount
CARLT	Table mount



Light accessories

Burton bulb packs (see replacement bulb matrix)

To ensure correct operation, prevent product failure and possible loss of warranty, use Burton halogen replacement bulbs. Burton bulbs are tested at our facilities to meet MIL-SPEC standards and are packed in custom boxes to signify they meet our performance requirements.

Disposable light handle covers

Save time by eliminating the need to autoclave handles and allow compliance with OSHA standards for sterile procedures.

Model no.	Description	For use with
0008100PK	Light handle covers, sterile, 25/box	AIM-50, AIM-100, AIM-200 OR, AIM LED, CoolSpot II, Outpatient II, APEX

Replacement handles

Model no.	Description	For use with
1017040	AIM-50 / AIM-100 / AIM-200 OR / AIM LED / APEX replacement handle	
1008466B	CoolSpot II replacement handle (shown)	
1008465	Outpatient II replacement handle	

Drop tubes

Model no.	Description	For use with
4000071	10' ceiling drop tube	Nova Exam LED, Super Exam 50 LED, Super Exam 50
1017084	42" drop tube	AIM LED, AIM-50, AIM-100, AIM-200 OR
1008259	42" drop tube	Outpatient II, CoolSpot II
1008060	Special length, max. 58", drop tube	Outpatient II, CoolSpot II



Burton bulb pack



Disposable light handle cover



CoolSpot II replacement handle



Replacement bulb matrix

Examination

AIM LED	#6000161	1/box
AIM-50	#6000120PK	3/box
Super Exam 50	#4000061PK	3/box
Super Bright Spot	#0007000PK	4/box
Gleamer (standard spot)	#0009600PK	4/box
Gleamer (wide beam spot)	#0009608PK	4/box
Outpatient LED	#4000175	1/box
Outpatient II	#0006130PK	3/box
CoolSpot II	#0007006PK	4/box

Surgical

AIM-100	#1017111PK	3/box
AIM-200 OR	#1017111PK	3/box
APEX	#0002004PK	6/box

Magnifiers

UV Light	#0001127PK	4 white bulbs
	#1003073PK	4 UV bulbs
Epic Magnifier	#0009800PK	120V, 2/box

Lighting Guide

Dept./Specialty	Good	Better	Best
Hospital			
G OR	AIM-200 OR (D) / XenaLux	APEX (S)	APEX (D)
Endo	AIM LED (D)	AIM-100 (D)	APEX (D)
Ortho	AIM-200 OR	APEX (S)	APEX (D)
CVOR Head	AIM-200 OR	APEX (S)	APEX (D)
CVOR Foot	AIM-200 OR	APEX (S)	APEX (D)
Trauma	AIM LED (D)	AIM-100 (D)	APEX (D)
ED	Outpatient II / CoolSpot II	AIM LED (D)	AIM-100 (S)
LDR	Outpatient II / Outpatient LED	CoolSpot II	AIM LED
ICU	Outpatient II / Outpatient LED	CoolSpot II	AIM LED
Autopsy	Outpatient II / Outpatient LED	CoolSpot II	AIM LED
Cath	Outpatient II / Outpatient LED	CoolSpot II	AIM LED
ProCed	Outpatient II / Outpatient LED	AIM LED	AIM-100
Patient Room			Carelite LED
Exam	Gleamer	Super Exam 50 LED / NOVA LED	Outpatient II / Outpatient LED

ASC			
Endo	AIM LED	AIM-100	APEX
Plastic	AIM LED	AIM-100	APEX
Ophtha	Outpatient II / Outpatient LED	AIM LED	AIM-100
Ortho	AIM LED	AIM-100 (D)	AIM-200 OR (D)
G OR	AIM-100 / XenaLux	AIM-200 OR	APEX

Office			
Plastic	Outpatient II / Outpatient LED	AIM LED	AIM-100
Derm	Outpatient II / Outpatient LED	CoolSpot II	AIM LED
Clinics	Outpatient II / Outpatient LED	CoolSpot II	AIM LED
OB/GYN	Gleamer	Super Bright Spot	CoolSpot II
Diag	Outpatient II / Outpatient LED	CoolSpot II	AIM LED
Exam	Gleamer	Super Exam 50 LED / NOVA LED	Outpatient II / Outpatient LED

Veterinary			
Major Surgery	AIM-100	AIM-200 OR	APEX
Minor Surgery	Outpatient II / Outpatient LED	AIM LED	AIM-100
Diag	Outpatient II / Outpatient LED	CoolSpot II	AIM LED
Exam	Gleamer	Super Exam 50 LED / NOVA LED	Outpatient II / Outpatient LED
Dental Exam	Super Exam 50 LED	Gleamer / NOVA LED	CoolSpot II
Magnifier	UV Light		Wave LED
Dental Mag			Wave LED

Dental			
Max	Outpatient II / CoolSpot II	AIM LED	AIM-100
Exam	Super Exam 50 LED	Gleamer	CoolSpot II

(D) = Double; (S) = Single

Notes

2300 W. Windsor Court, Ste. C, Addison, IL 60101

Phone (800) 444-9909, FAX (800) 765-1770, burtonmedical.com

©2018 Burton Medical. All rights reserved. Product designs protected by copyright.

We reserve the right to change details of design, materials and finishes.

LIT-0046, Rev.9

burton®